



TRANSMISSIONS



Mechanical Power Transmission



Agriculture



Automotive



Construction



Industrial



Motor Sport

# WE LOVE OUR PRODUCTS.

“We are proud to be a European manufacturer; it is a privilege to supply our products to some of the world’s most prestigious original equipment manufacturers in the Agricultural, Automotive, Construction, Industrial and Motor Sport sectors”.

“Our distributor network is vital to the continued global growth of the DUNLOP brand and our valued distributor partners form the perfect link between manufacturer and end user”.

“Our commitment to our staff, our customers and the environment is of paramount importance to our company, we will continue to develop our organisational skills to further enhance our company’s potential, to engage in sustainable practices and anticipate the needs and expectations of our customers”.

“We love our products”.

*Ray Mifsud, Managing Director.*

A handwritten signature in black ink, appearing to read 'R. Mifsud', is positioned to the right of the printed name.





### **Manufacturing Facilities, Consett, Co. Durham UK**

Unit 46, Werdolh Way,  
No 1 Industrial Estate,  
Consett, County Durham  
DH8 6SZ , United Kingdom

### **European Distribution Centre, Ashford, Kent UK**

MPT House, Brunswick Road  
Cobbs Wood Industrial Estate  
Ashford, Kent  
TN23 1EL , United Kingdom

“We are proud to be a European manufacturer; it is a privilege to supply our products to some of the world’s most prestigious original equipment manufacturers in the Agricultural, Automotive, Construction, Industrial and Motor Sport sectors”.

“Our distributor network is vital to the continued global growth of the DUNLOP brand and our valued distributor partners form the perfect link between manufacturer and end user”.

“Our commitment to our staff, our customers and the environment is of paramount importance to our company, we will continue to develop our organisational skills to further enhance our company’s potential, to engage in sustainable practices and anticipate the needs and expectations of our customers”.

**“At Dunlop BTL we love our products”.**

**Ray Mifsud, *Managing Director.***


**English**

**Español**

**Italiano**

**Deutsch**

**Français**

**Nederlands**

**Polskie**
**Engineering Data**

Datos de ingeniería • Dati ingegneristici • Technische gegevens  
 Données d'ingénierie • Technische gegevens • Dane Inżynieria

**J - Section**

J - sección • J - sezione • J - Bereich  
 J - section • J - sectie • J - Sekcja

**L - Section**

L - sección • L - sezione • L - Sektion  
 L - section • L - sectie • L - Sekcja

**80**
**82**
**84**


## ENGINEERING DATA MICRO V-PULLEYS

### Characteristics

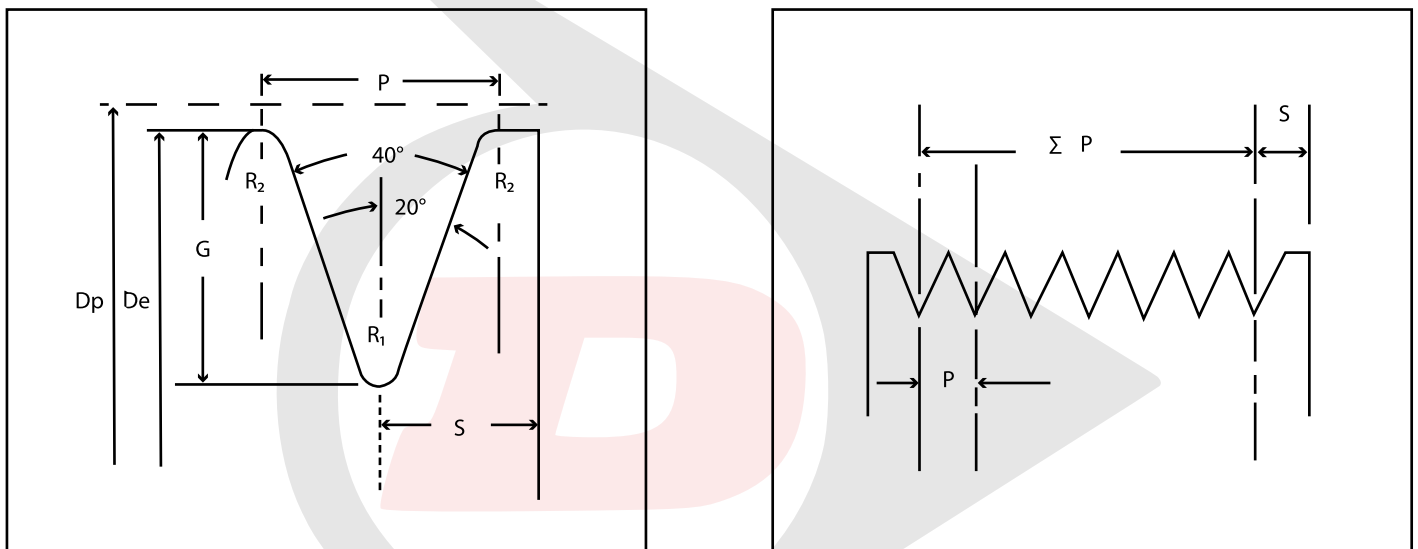
Dunlop Micro V-pulleys are manufactured with extreme care and they do not show any superficial defect or tool traces. Every pulley is subject to dimensional controls in order to point out pitch tolerance of two grooves.

### Advantages

Always one single belt used. That avoids any problem due to belt length differences. Low weight and space occupied. Very high transmission ratio. High power transmitted. High linear speed (up to 60m/s in "J" section). Low noise and vibration. No heating.

### Materials

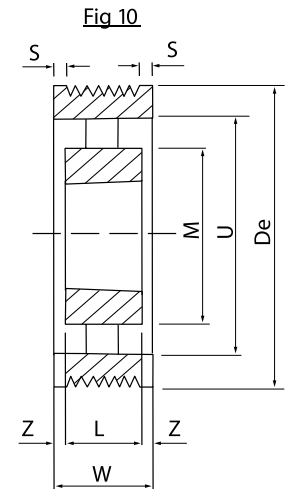
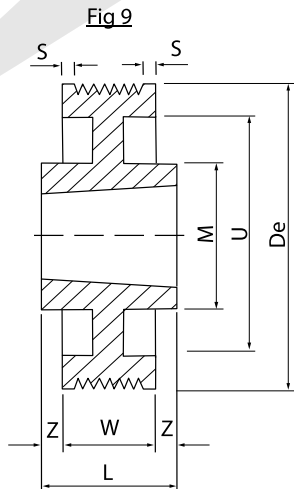
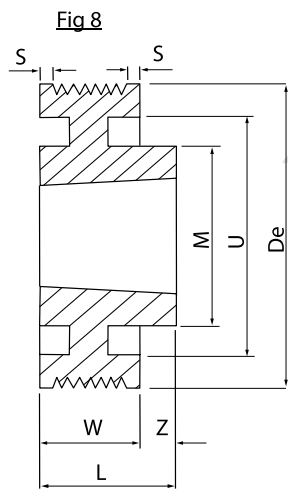
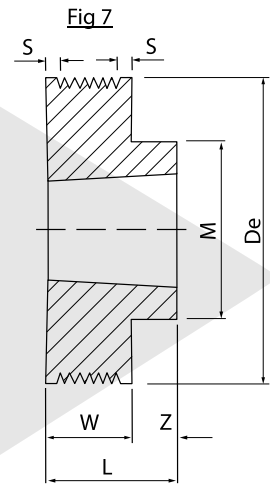
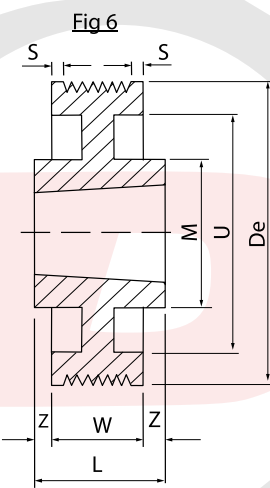
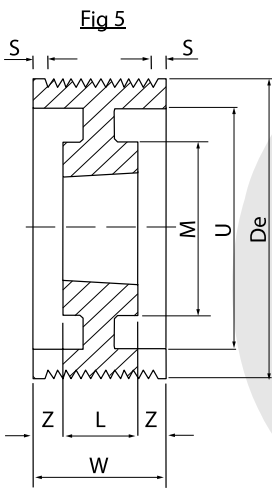
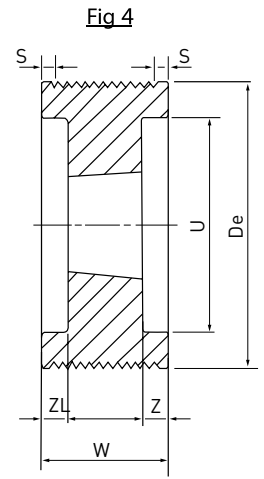
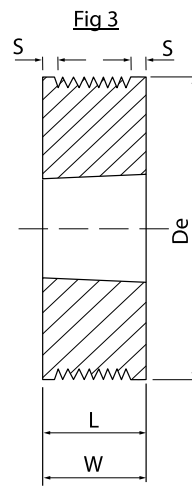
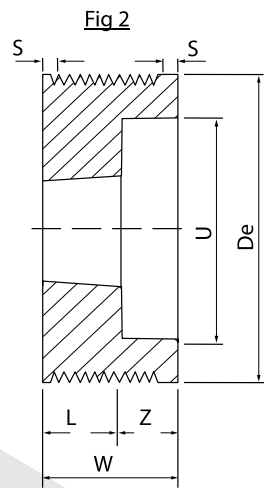
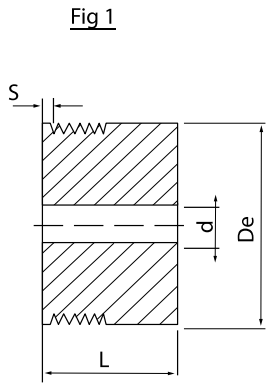
Steel for solid hub pulleys; cast-iron GG25 DIN 1691 for taper-bush pulleys (PYB).



### Groove dimensions and tolerances of Poly -V pulleys according to ISO 9982

Section	P (mm)	G (mm)	$R_{2 \text{ min}}$ (mm)	$R_1$ (mm)	$S_{\text{min}}$	tolerance (mm)	Dp - De (mm)
J	2,34 $\pm 0,03$	2,21 $\pm 0,13$	0,20	0,34 $\pm 0,06$	1,8	$\pm 0,30$	2
L	4,70 $\pm 0,050$	5,11 $\pm 0,13$	0,40	0,34 $\pm 0,06$	3,3	$\pm 0,30$	5
M	9,40 $\pm 0,08$	10,21 $\pm 0,24$	0,75	0,62 $\pm 0,13$	6,4	$\pm 0,30$	10

MICRO V-PULLEY TYPES





MICRO V PULLEYS



### MICRO V-PULLEYS

#### Description

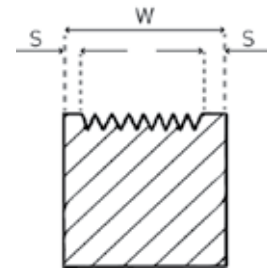
Dunlop micro V-pulleys are manufactured from cast iron EN-GJL-200 UNI EN1561 and are black phosphated according to ISO 9982 norms. All pulleys are statically balanced for peripheral speeds up to 35 m/sec.

Micro V-Pulleys are available in both 'J' & 'L' cross sections and are available from stock in both taper and pilot bore options.

Part numbers are identified by 3 numbers (e.g. 100) which represents the pitch circle diameter, a letter (e.g. L) the pulleys pitch/belt cross section and a 2 digit number (e.g. 12) the number of grooves, for example 100L12.

#### J Section

Groove No.	4	8	12	16	20
W (mm)	13.5	23	32.5	42	52
S (mm)	3.24	3.31	3.38	3.45	3.77



### J SECTION

Part No.	Taper Bush Type	Fig	L (mm)	Z (mm)	M (mm)	U (mm)	d (mm)
20J04	-	1	22,5	-	-	-	5
20J08	-	1	32	-	-	-	5
20J12	-	1	41.5	-	-	-	5
20J16	-	1	51	-	-	-	5
20J20	-	1	61	-	-	-	5
25J04	-	1	22,5	-	-	-	5
25J08	-	1	32	-	-	-	5
25J12	-	1	41.5	-	-	-	5
25J16	-	1	51	-	-	-	5
25J20	-	1	61	-	-	-	5
30J04	-	1	22,5	-	-	-	9.5
30J08	-	1	32	-	-	-	9.5
30J12	-	1	41.5	-	-	-	9.5
30J16	-	1	51	-	-	-	9.5
30J20	-	1	61	-	-	-	9.5
35J04	-	1	22.5	-	-	-	9.5
35J08	-	1	32	-	-	-	9.5
35J12	-	1	41.5	-	-	-	9.5
35J16	-	1	51	-	-	-	9.5
35J20	-	1	61	-	-	-	9.5
40J04	-	1	22.5	-	-	-	12
40J08	-	1	32	-	-	-	12
40J12	-	1	41.5	-	-	-	12
40J16	-	1	51	-	-	-	12
40J20	-	1	61	-	-	-	12
45J04	-	1	22.5	-	-	-	12
45J08	-	1	32	-	-	-	12
45J12	-	1	41.5	-	-	-	12

Part No.	Taper Bush Type	Fig	L (mm)	Z (mm)	M (mm)	U (mm)	d (mm)
45J16	-	1	51	-	-	-	12
45J20	-	1	61	-	-	-	12
50J04	-	1	22.5	-	-	-	12
50J08	-	1	32	-	-	-	12
50J12	-	1	41.5	-	-	-	12
50J16	-	1	51	-	-	-	12
50J20	-	1	61	-	-	-	12
56J04	1108	7	23	9.5	50	-	-
56J08	1108	3	23	-	-	-	-
56J12	-	1	41.5	-	-	-	12
56J16	-	1	51	-	-	-	12
56J20	-	1	61	-	-	-	12
60J04	1108	7	23	9.5	50	-	-
60J08	1108	3	23	-	-	-	-
60J12	1108	2	23	9.5	-	45	-
60J16	-	1	51	-	-	-	12
60J20	-	1	61	-	-	-	12
63J04	1108	7	23	9.5	50	-	-
63J08	1108	3	23	-	-	-	-
63J12	1108	2	23	9.5	-	45	-
63J16	-	1	51	-	-	-	12
63J20	-	1	61	-	-	-	12
67J04	1108	7	23	9.5	50	-	-
67J08	1108	3	23	-	-	-	-
67J12	1108	2	23	9.5	-	51	-
67J16	-	1	51	-	-	-	12
67J20	-	1	61	-	-	-	12
71J04	1108	7	23	9.5	60	-	-



## J SECTION continued

Part No.	Taper Bush Type	Fig	L (mm)	Z (mm)	M (mm)	U (mm)
71J08	1108	3	23	-	-	-
71J12	1108	2	23	9.5	-	55
71J16	1215	3	42	-	-	55
71J20	1215	2	42	10	-	55
75J04	1108	7	23	9.5	60	-
75J08	1108	3	23	-	-	-
75J12	1210	2	26	6.5	-	59
75J16	1610	2	26	16	-	59
75J20	1615	2	42	10	-	59
80J04	1210	7	26	12.5	70	-
80J08	1210	7	26	3	70	-
80J12	1610	2	26	6.5	-	64
80J16	1610	2	26	16	-	64
80J20	1615	2	42	10	-	64
85J04	1310	7	26	12.5	70	-
85J08	1310	7	26	3	70	-
85J12	1610	2	26	6.5	-	69
85J16	1610	2	26	16	-	69
85J20	1615	2	42	10	-	69
90J04	1610	7	26	12.5	82	-
90J08	1610	7	26	3	82	-
90J12	1610	2	26	6.5	-	74
90J16	1610	2	26	16	-	74
90J20	1615	2	42	10	-	74
95J04	1610	7	26	12.5	82	-
95J08	1610	7	26	3	82	-
95J12	1610	2	26	6.5	-	79
95J16	1610	2	26	16	-	79
95J20	1615	2	42	10	-	79
100J04	1610	7	26	12.5	82	-
100J08	1610	7	26	3	82	-
100J12	1610	2	26	6.5	-	82
100J16	1610	2	26	16	-	82
100J20	1615	2	42	10	-	82
106J04	1610	7	26	12.5	88	-
106J08	1610	7	26	3	88	-
106J12	1610	2	26	6.5	-	88
106J16	1610	2	26	16	-	88
106J20	1615	2	42	10	-	88
112J04	1610	7	26	12.5	90	-
112J08	1610	7	26	3	90	-
112J12	1610	2	26	6.5	-	94
112J16	1610	2	26	16	-	94
112J20	1615	2	42	10	-	94
118J04	1610	7	26	12.5	90	-
118J08	1610	7	26	3	90	-
118J12	2012	2	32	6.5	-	98
118J16	2012	2	32	16	-	98
118J20	2512	2	32	10	-	98
125J04	1610	8	26	12.5	90	105

Part No.	Taper Bush Type	Fig	L (mm)	Z (mm)	M (mm)	U (mm)
125J08	1610	8	26	3	90	105
125J12	2012	2	32	0.5	-	105
125J16	2012	2	32	10	-	105
125J20	2517	2	45	7	-	105
132J04	1610	8	26	12.5	90	116
132J08	1610	8	26	3	90	116
132J12	2012	2	32	0.5	-	112
132J16	2012	2	32	10	-	112
132J20	2517	2	45	7	-	112
140J04	1610	8	26	12.5	90	124
140J08	1610	8	26	3	90	124
140J12	2517	7	45	12.5	120	-
140J16	2517	7	45	3	120	-
140J20	2517	2	45	7	-	124
160J04	2012	8	32	18.5	110	144
160J08	2012	8	32	9	110	144
160J12	2517	8	45	12.5	120	140
160J16	2517	8	45	3	120	140
160J20	2517	2	45	7	-	140
180J04	2012	6	32	9.25	110	164
180J08	2012	6	32	4.5	110	164
180J12	2517	6	45	6.25	120	160
180J16	2517	6	45	1.5	120	160
180J20	2517	5	45	3.5	120	160
200J04	2012	6	32	9.25	110	185
200J08	2012	6	32	4.5	110	185
200J12	2517	6	45	6.25	120	180
200J16	2517	6	45	1.5	120	180
200J20	2517	5	45	3.5	120	180
224J04	2012	6	32	9.25	110	208
224J08	2012	6	32	4.5	110	208
224J12	2517	6	45	6.25	120	204
224J16	2517	6	45	1.5	120	204
224J20	2517	5	45	3.5	120	204
250J04	2012	9	32	9.25	110	234
250J08	2012	9	32	4.5	110	234
250J12	2517	9	45	6.25	120	230
250J16	2517	6	45	1.5	120	230
250J20	2517	5	45	3.5	120	230
280J04	2517	9	32	9.25	110	264
280J08	2517	9	32	4.5	110	264
280J12	2517	9	45	6.25	120	260
280J16	2517	9	45	1.5	120	260
280J20	2517	10	45	3.5	120	260
315J08	2517	9	32	4.5	110	299
315J12	2517	9	45	6.25	120	295
315J16	3020	9	45	1.5	120	295
315J20	3020	10	45	3.5	120	295
355J04	2517	9	45	15.75	120	339

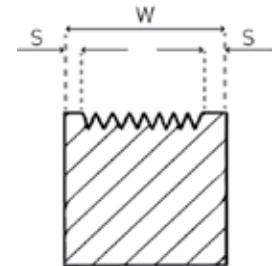
**J - SECTION continued**

Part No.	Taper Bush Type	Fig	L (mm)	Z (mm)	M (mm)	U (mm)
355J08	2517	9	45	11	120	339
355J12	2517	9	45	6.25	120	335
355J16	3020	9	52	5	146	335
355J20	3020	10	52	-	146	335
400J04	2517	9	45	15.75	120	380

Part No.	Taper Bush Type	Fig	L (mm)	Z (mm)	M (mm)	U (mm)
400J08	2517	9	45	11	120	380
400J12	2517	9	45	6.25	120	380
400J16	3020	9	52	5	146	380
400J20	3020	10	52	-	146	380

**L Section**

Groove No.	6	8	10	12	16	20
W (mm)	38.5	48	57	67	86	105
S (mm)	7.50	7.55	7.35	7.65	7.75	7.85



**L - SECTION**

Part No.	Groove No.	Taper Bush Type	Fig	L (mm)	Z (mm)	U (mm)
75L06	6	1210	2	26	12.5	56
75L08	8	1210	2	26	22	56
75L10	10	1215	2	42	15	56
75L12	12	1215	2	42	25	56
80L06	6	1210	2	26	12.5	56
80L08	8	1210	2	26	22	56
80L10	10	1215	2	42	15	56
80L12	12	1215	2	42	25	56
85L06	6	1210	2	26	12.5	61
85L08	8	1210	2	26	22	61
85L10	10	1215	2	42	15	61
85L12	12	1215	2	42	25	61
85L16	16	1215	4	42	22	61
90L06	6	1210	2	26	12.5	66
90L08	8	1210	2	26	22	66
90L10	10	1215	2	42	15	66
90L12	12	1215	2	42	25	66
90L16	16	1215	4	42	22	66
95L06	6	1210	2	26	12.5	71
95L08	8	1210	2	26	22	71
95L10	10	1215	2	42	15	71
95L12	12	1215	2	42	25	71
95L16	16	1215	4	42	22	71
100L06	6	1610	2	26	12.5	76
100L08	8	1610	2	26	26	76
100L10	10	2012	2	32	25	79
100L12	12	2012	2	32	35	79
100L16	16	2012	4	32	27	79
106L06	6	1610	2	26	12.5	82
106L08	8	1610	2	26	22	82
106L10	10	2012	2	32	25	82

Part No.	Groove No.	Taper Bush Type	Fig	L (mm)	Z (mm)	M (mm)	U (mm)
106L12	12	2012	2	32	35	-	82
106L16	16	2012	4	32	27	-	82
112L06	6	1610	2	26	12.5	-	88
112L08	8	1610	2	26	22	-	88
112L10	10	2012	2	32	25	-	88
112L12	12	2012	2	32	35	-	88
112L16	16	2012	4	32	27	-	88
118L06	6	2012	2	32	6.5	-	94
118L08	8	2012	2	32	16	-	94
118L10	10	2517	4	45	6	-	97
118L12	12	2517	4	45	11	-	97
118L16	16	2517	4	45	20.5	-	97
118L20	20	2517	4	45	30	-	97
125L06	6	2012	2	32	6.5	-	101
125L08	8	2012	2	32	16	-	101
125L10	10	2017	4	45	6	-	101
125L12	12	2017	4	45	11	-	101
125L16	16	2017	4	45	20.5	-	101
125L20	20	2017	4	45	30	-	101
132L06	6	2512	2	32	6.5	-	108
132L08	8	2512	2	32	16	-	108
132L10	10	2517	4	45	6	-	108
132L12	12	2517	4	45	11	-	108
132L16	16	2517	4	45	20.5	-	108
132L20	20	2517	4	45	30	-	108
140L06	6	2512	7	45	6.5	120	-
140L08	8	2512	2	45	3	-	116
140L10	10	2517	4	45	6	-	116
140L12	12	2517	4	45	11	-	116
140L16	16	2517	4	45	20.5	-	116
140L20	20	3020	4	52	26.5	-	116

## L - SECTION continued

Part No.	Groove No.	Taper Bush Type	Fig	L (mm)	Z (mm)	M (mm)	U (mm)
150L06	6	2512	7	45	6.5	120	-
150L08	8	2512	2	45	3	-	126
150L10	10	2517	4	45	6	-	126
150L12	12	2517	4	45	11	-	126
150L16	16	3020	4	45	20.5	-	126
150L20	20	3020	4	52	26.5	-	126
160L06	6	2517	45	6.5	120	120	-
160L08	8	2517	45	3	-	-	136
160L10	10	2517	45	6	-	-	136
160L12	12	2517	45	11	-	-	136
160L16	16	3020	52	17	-	-	136
160L20	20	3020	52	26.5	-	-	136
170L06	6	2517	6	45	6.5	120	146
170L08	8	2517	5	45	3	-	146
170L10	10	2517	5	45	6	-	146
170L12	12	2517	5	45	11	-	146
170L16	16	3020	4	52	17	-	146
170L20	20	3020	4	52	26.5	-	146
180L06	6	2517	6	45	3.25	120	156
180L08	8	2517	5	45	1.5	120	156
180L10	10	2517	5	45	6	120	156
180L12	12	2517	5	45	11	120	156
180L16	16	3020	4	52	17	-	156
180L20	20	3020	4	52	26.5	-	156
190L06	6	2517	6	45	3.25	120	166
190L08	8	2517	5	45	1.5	120	166
190L10	10	2517	5	45	6	120	166
190L12	12	2517	5	45	11	120	166
190L16	16	3020	5	52	17	146	166
190L20	20	3020	5	52	26.5	146	166
200L06	6	2517	6	45	3.25	120	176
200L08	8	2517	5	45	1.5	120	176
200L10	10	3020	5	52	2.5	146	176
200L12	12	3020	5	52	7.5	146	176
200L16	16	3020	5	52	17	146	176
200L20	20	3535	4	89	8	-	176
212L06	6	2517	6	45	3.25	120	188
212L08	8	2517	5	45	1.5	120	188
212L10	10	3020	5	52	2.5	146	188
212L12	12	3020	5	52	7.5	146	188
212L16	16	3020	5	52	17	146	188
212L20	20	3535	5	89	8	-	188
224L06	6	2517	6	45	3.25	120	202
224L08	8	2517	5	45	1.5	120	202
224L10	10	3020	5	52	2.5	146	202
224L12	12	3020	5	52	7.5	146	202
224L16	16	3020	5	52	17	146	202
224L20	20	3535	5	89	8	178	202
236L06	6	2517	6	45	3.25	120	214
236L08	8	2517	5	45	1.5	120	214
236L10	10	3020	5	52	2.5	146	214

De (mm)	Groove No.	Taper Bush Type	Fig	L (mm)	Z (mm)	M (mm)	U (mm)
236L12	12	3020	5	52	7.5	146	214
236L16	16	3020	5	52	17	146	214
236L20	20	3535	5	89	8	178	214
250L06	6	2517	9	45	3.25	120	228
250L08	8	2517	5	45	1.5	120	228
250L10	10	3020	5	52	2.5	146	228
250L12	12	3020	5	52	7.5	146	228
250L16	16	3020	5	52	17	146	228
250L20	20	3535	5	89	8	178	226
280L06	6	2517	6	45	3.25	120	256
280L08	8	3020	6	52	1.5	146	256
280L10	10	3020	5	52	2.5	146	256
280L12	12	3020	5	52	7.5	146	256
280L16	16	3535	6	89	17	178	256
280L20	20	3535	5	89	8	178	256
315L06	6	2517	9	45	3.25	120	285
315L08	8	3020	9	52	2	146	285
315L10	10	3535	6	89	16	178	285
315L12	12	3535	6	89	11	178	285
315L16	16	3535	6	89	1.5	178	285
315L20	20	4040	5	102	1.5	215	285
400L06	6	3020	9	52	6.25	146	325
400L08	8	3020	9	52	2	146	325
400L10	10	3535	9	89	16	178	325
400L12	12	3535	9	89	11	178	325
400L16	16	3535	9	89	1.5	178	325
400L20	20	4040	10	102	1.5	215	325
450L06	6	3020	9	52	6.75	146	420
450L08	8	3020	9	52	2	146	420
450L10	10	3535	9	89	16	178	420
450L12	12	3535	9	89	11	178	420
450L16	16	3535	9	89	1.5	178	420
450L20	20	4040	9	102	1.5	215	420
500L06	6	3020	9	52	6.75	146	470
500L08	8	3020	9	52	2	146	470
500L10	10	3535	9	89	16	178	470
500L12	12	3535	9	89	11	178	470
500L16	16	3535	9	89	1.5	178	470
500L20	20	5050	9	127	11	267	470
630L06	6	3020	9	52	6.75	146	600
630L08	8	3020	9	52	2	146	600
630L10	10	3535	9	89	16	178	600
630L12	12	3535	9	89	11	178	600
630L16	16	4040	9	102	8	215	600
630L20	20	5050	9	127	11	267	600
800L06	6	3535	9	89	25.2	178	770
800L08	8	3535	9	89	20.5	178	770
800L10	10	4040	9	102	22.5	215	770
800L12	12	4040	9	102	17.5	215	770
800L16	16	5050	9	127	20.5	267	770
800L20	20	5050	9	127	11	267	770

“We are proud to be a European manufacturer; it is a privilege to supply our products to some of the world’s most prestigious original equipment manufacturers in the Agricultural, Automotive, Construction, Industrial and Motor Sport sectors”.



Agriculture

“Our distributor network is vital to the continued global growth of the DUNLOP brand and our valued distributor partners form the perfect link between manufacturer and end user”.



Automotive

“Our commitment to our staff, our customers and the environment is of paramount importance to our company, we will continue to develop our organisational skills to further enhance our company’s potential, to engage in sustainable practices and anticipate the needs and expectations of our customers”.



Construction

“We love our products”.

Ray Mifsud, Managing Director.

A handwritten signature in black ink, appearing to read 'R. Mifsud'.

Industrial

**#WeLoveOurProducts**



Motor Sport



TRANSMISSIONS

DUNLOP BTL Ltd, MPT House, Brunswick Road, Cobbs Wood Industrial Estate, Ashford, Kent TN23 1EL, UK  
T: +44 (0)1233 663340 • F: +44 (0)1233 664440 • E: [sales@dunlopctl.com](mailto:sales@dunlopctl.com) • W: [www.dunlopctl.com](http://www.dunlopctl.com)

DUNLOP™ and the Flying D device™ are used under licence by DUNLOP BTL Ltd.